



# HOW TO TEST

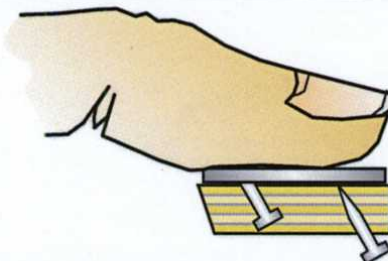
- 1** Select a coin (nickel for premium width or quarter for one inch width).



- 2** Lay the coin over the point of one of the pins in the strip to be measured.



- 3** Press the pin out through the back of the strip.



- 4** Lay the coin flat on the face of the strip where the pin has been removed and compare the width of the strip to the edges of the coin.



- 5** If the coin is smaller than the strip, the strip passes the coin test.



- 6** If the coin is the same size or wider than the strip, the strip fails the coin test.



- 7** If the strip fails with nickel, try a penny. If it fails again it is less than .75 inch.

